



# Hörmann Entrance Doors

For Your Safe and Elegant Living




**Hochwertige Qualität**  
**Engineered in Germany**

**HÖRMANN**




Security Entrance Door HTA100, Jager Surface

6



Brand Strengths

10



Security Doors

20



Fire-rated Security Doors

## Splendid Life Begins with Hörmann Entrance Doors.

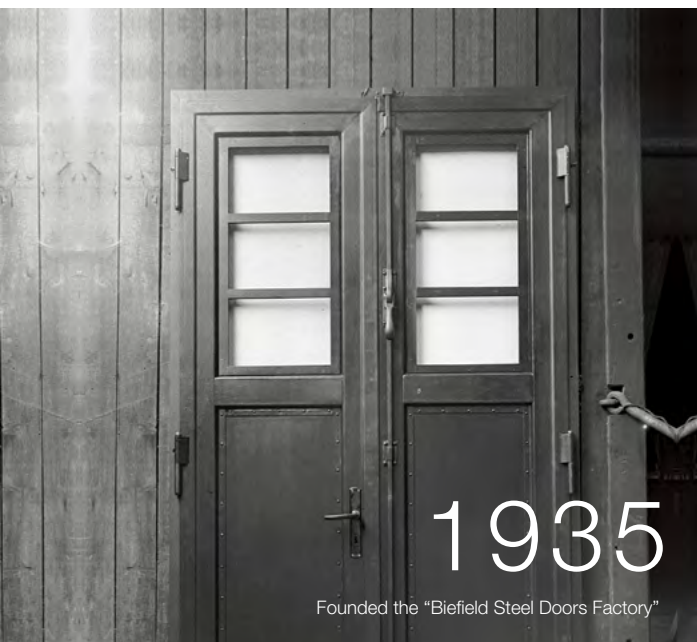
- 04 Brand Story
- 06 Brand Strengths
- 08 Representative Residential Projects
- 10 Product Philosophy
- 12 Security Entrance Door HTA100
- 14 Diverse Panel Surface
- 16 Smart Access Control System
- 18 Security Entrance Door HTA90
- 20 Steel Fire-rated Security Door HR60S
- 22 Steel Residential Multi-purpose Door HHS
- 24 Silkgrain Surface
- 26 Decograin Surface
- 30 Powder Coating Surface
- 32 Entrance Door Hardware
- 34 Smart Lock
- 36 Technical Data
- 40 Service Network System

“Einen guten Namen muss man sich erarbeiten.  
Good reputation must be earned.”

-- August Hörmann (1886-1944)  
Founder of Hörmann Group



The popular Hörmann up-and-over garage doors  
throughout European middle-class families in the 1960s



1935

Founded the "Biefield Steel Doors Factory"



1998

Entered the Chinese market and established  
Hörmann Beijing Plant



2018

Hörmann Changshu Plant with automated production line  
based on Industrial 4.0

## Hörmann One of the Leading Global Brands of Doors

Hörmann, founded in 1935, is a family-owned enterprise headquartered in Steinhagen, Germany. It is one of the leading brands in the international door manufacturing industry, offering a complete range of doors. Upholding the motto "Good reputation must be earned" founder Mr. August Hörmann laid the foundation for the company. Through the relentless efforts of four generations, Hörmann has evolved into a prestigious brand worldwide, rooted in the family name, and renowned for premium quality.

Hörmann boasts a global presence with more than 40 highly specialized factories across the world and a sales-service network throughout Europe, Asia and the Americas. Since Hörmann entered the Chinese market in 1998, factories in Beijing, Tianjin and Changshu were established successively, producing security doors, interior doors, fire-rated doors, industrial doors and integrated solutions of doors. Hörmann has 15 sales branches and over 100 distributor partners in China. Our service network pervades throughout China and other APAC regions, offering customized opening solutions for our clients.

# Hochwertige Qualität Engineered in Germany



Through nearly a century of innovation and development, Hörmann has prospered with a global footprint and become a true promise of premium quality. German engineering, professionalism and ongoing practical experience are our traditions and are the backbone of our success over the past.

Endurance tests under real conditions for different door types and critical components ensure mature series products with Hörmann quality. This ensures that our customers can rely on our proven range of high-quality products to help them achieve their ambitious plans.



# Security and Care in Each Detail

## Competence Makes Good Quality



### Precision and Innovation for product development

Our continuous improvement in every detail and constant focus on research and development are the cores of maintaining premium quality. Thanks to our globally leading development teams of superior competence, we achieve hundreds of technological innovations each year to maintain competitive advantage and offer greater security for more and more homes across the world.

### Excellent services throughout

We pursue perfection with highly professional and experienced service staff and stay closely in touch with customers to provide tailor-made door solutions, including design, installation and aftersales service.

### Globally leading production process and technology

Each of our specialized factory is equipped with advanced processing equipment for manufacturing. Highly automated production lines ensure high-quality products and individualized solutions for different customers.

### Reliable quality assurance

Our internal and external quality control systems guarantee product quality. We aim at continuous learning and improving through services. Customers are the everlasting drive for ongoing improvements.



# Representative Residential Projects


Hörmann has been operating in the APAC market for nearly 30 years and has collaborated with hundreds of real estate companies in China to build a large number of representative high-end residential projects. These projects are located in major and mid-sized cities across China and exemplify Hörmann's commitment to excellence, offering security and personalized service to millions of families.

With a thorough understanding of market demands and rich case experience, Hörmann has won the praise and trust of this field and its clients.





**GEMDALE LAKE CITY**  
Location: Xi'an  
Building Type: High rise, villa



**VANKE JADE VILLAS**  
Location: Shenyang  
Building Type: Villa



**SHANHAIHUI VILLAS**  
Location: Kunming  
Building Type: Villa



**SHANSHUI SHANGJING**  
Location: Zhengzhou  
Building Type: Garden villa, high rise



**BOMA BAY OF MODERN ART**  
Location: Xiamen  
Building Type: High rise, air villa



**LUXIN HANZHANG GARDEN**  
Location: Qingdao  
Building Type: High rise



**GUOHE TIANZHU**  
Location: Shijiazhuang  
Building Type: High rise



**SINOEAGLE NO. 11**  
Location: Shanghai  
Building Type: High rise



**SUNSHINE 100**  
Location: Chongqing  
Building Type: High rise



**VANKE EAST COAST**  
Location: Shenzhen  
Building Type: Villa, garden villa, high rise



**SHIHUA LONGYUE**  
Location: Beijing  
Building Type: Garden villa, high rise



**BINHU SHUANGXI**  
Location: Hefei  
Building Type: Villa



**SANXIANG QIANTAN**  
Location: Shanghai  
Building Type: High rise



**YANGCHENG LAKE VILLAS**  
Location: Suzhou  
Building Type: Villa



**WEINING YOUTH GAMES VILLAGE**  
Location: Nanning  
Building Type: High rise

\* Only some of the residential projects are listed, in no particular order.

# Secure and Reliability from the Visible to the Invisible

Hörmann is committed to providing you with a comfortable and private living experience that is free from the distractions of the outside world, in terms of security, acoustic insulation and thermal insulation.

Hörmann is well versed in every subtlety of entrance door design, delivering high quality from visible sustainable materials and hardware to invisible door structure and infill, with German security solutions.

Choosing Hörmann, guard your home with a high-guaranteed standard.



## German Elegance Creates A Fashion Landscape



German Quality



Security



Fire Resistance



Authoritative Certification

The entrance door is the first barrier to a home. A good choice can give you and your guest an exquisite and elegant reception.

Anti-burglar for an entrance door is crucial. Hörmann entrance doors effectively protect your home from break-in attempts with a real anti-burglar function. We are dedicated to the security features that are not visible on the door, such as anti-burglar structure, material strength and lock type, etc.

For high-rise residential buildings, entrance doors need to meet the regulation of fire protection. When the elevator lobby is not divided into fire-proof zones and is not equipped with fire-rated doors, an entrance door with a fire-proof feature is required for safety considerations.

It is important to harmonise perfectly with your building style and interior decoration. A wide range of surface options are offered to give your entrance door a personal taste. The customization also comes into play, bringing you a unique value.



# Security Entrance Door HTA100

More Intelligent and Personalized

Hörmann HTA100 entrance door originated from German craftsmanship, highlighting exquisite details and noble elegance. Your secure and private spaces are realized through luxurious intelligent solutions. Its surface can also be customized to reflect a unique and personalized style.



## The Way of Design with Meticulous Craftsmanship

- Framed with thermal-break aluminium profile and filled with polyurethane foam, bringing excellent thermal insulation.
- Integrating automatic multi-point lock and intelligent access control system, bringing key-free access within your grasp.
- Flush transition on both the interior and exterior sides.
- Allowing different interior and exterior decoration with a wide range of customized surfaces.
- Imported EPDM and equal-pressure seal with triple-seal technology for enhanced sealing, sound insulation and thermal insulation performance.
- The door leaf bottom features a professionally designed waterproof groove structure, effectively block rainwater ingress.



## HTA100 Technical Data

Security level	EN1627 RC3
Thermal insulation	Single-leaf 0.76 W/(m <sup>2</sup> ·K) Double-leaf 0.98 W/(m <sup>2</sup> ·K)
Acoustic insulation	38 dB
Wind load resistance	GB/T 7106 Class 9 (highest)
Air impermeability	GB/T 7106 Class 8 (highest)
Water tightness	GB/T 7106 Class 6 (highest)
Leaf thickness *	100 mm
Frame depth *	100 mm
Infill	PU foam material
Hinge	SUS 3D adjustable concealed hinge
Max. size	Single-leaf 1300 × 3000 mm
	Double-leaf 2500 × 3000 mm
	Side light 1000 × 3000 mm
	Max. overall width 3000 mm

\* Actual dimension may vary according to the thickness of surface finishes chosen.




Security Level  
EN1627 RC3



Thermal Insulation  
0.76 W/(m<sup>2</sup>·K)



Acoustic Insulation  
38 dB



# Diverse Panel Surface

HTA100

**Sintered Stone Panel Surfaces** Sintered stone not only inherits the texture of natural stone but also infuses it with new creative elements, bringing forth a captivating array of patterns and color variations. The thickness of sintered stone panel is 3 mm.



Y02 • Gravel



Y05 • Hermitage



Y06 • Propylite

**Copper Panel Surface** Copper panel surface, adorned with exclusive patination artistry, develop richly colors and exquisitely sophisticated decorative tones. The copper panel features a composite sandwich structure with an overall thickness of 5 mm.



T04 • Landscape



T06 • Exquisite



T14 • Propitious



UV  
Resistance



Corrosion  
Resistance



Impact  
Resistance



Scratch  
Resistance




Water  
Impermeability

**Aluminium Panel Surface** Leveraging unique casting processes and material expressiveness, aluminium panel surface demonstrates significant advantages in customization, meeting diverse scenarios, styles and functional needs. Hörmann selects multiple finishes to transform functional doors into architectural artworks.



L02 • Helios • 8 mm Aluminium Panel



L04 • Breeze • 8 mm Aluminium Panel



L05 • Matterhorn • 4 mm Aluminium Panel

**Mixed Paint Process** Eco-friendly water-based paints in rich colors coat the substrate, creating matte or semi-matte finishes that enhance premium softness. From Morandi palettes to cream aesthetics and vintage tones – fulfilling diverse home style visions. The thickness of wooden panel for HTA100 door type is 12 mm.



M02 • Reed Green (Single leaf)



M02 • Reed Green (Asymmetrical double leaf)



M02 • Reed Green (Double leaf)



Eco-Friendly



Fashion



Acoustic Insulation



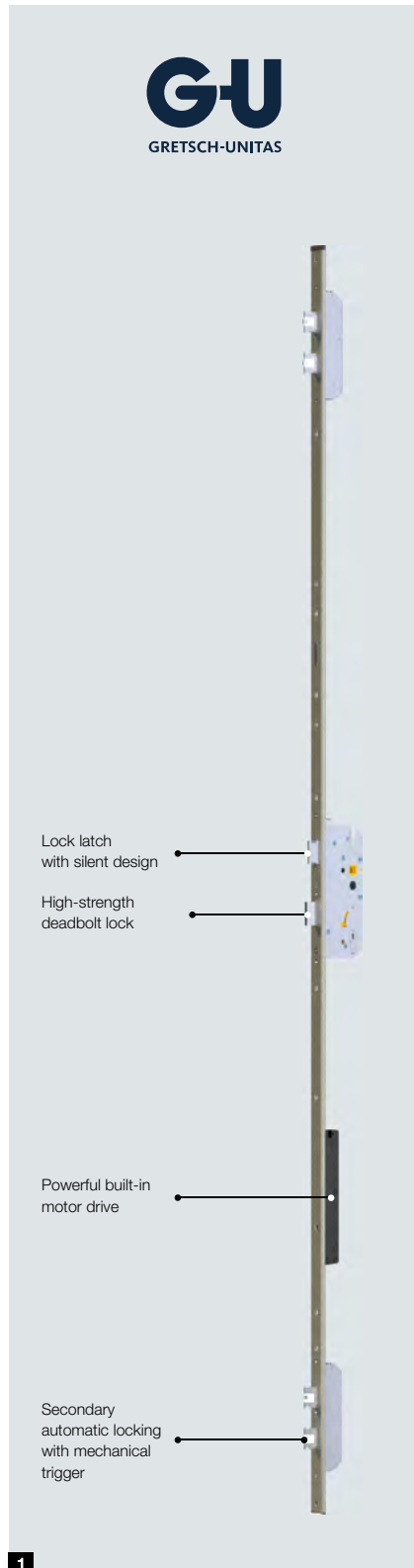


Thermal Insulation

# Hörmann Smart Access Control System & Hardware

HTA100

Featuring multiple intelligent access methods including passcode, fingerprint and facial recognition, this system integrates essential entry functions such as door control, camera and doorbell into a unified unit. Architecturally embedded within handles, door leaf or wall surfaces, it achieves seamless integration with minimalist aesthetics. Experience effortless access and step into a new era of intelligent living with unparalleled convenience.



## 1 Automatic Multi-point Lock

Electromechanical locking and unlocking with precise control electronics and a powerful gear motor. One-piece multiple locking points bring higher locking strength.

## 2 Hörmann Smart Access Control System LCD

10.1-inch HD Screen with Real-time Access Status Display, Bilingual Guidance Navigation.

## 3 SK-510 Integrated Intelligent Handle

Horizontal / Vertical selectable


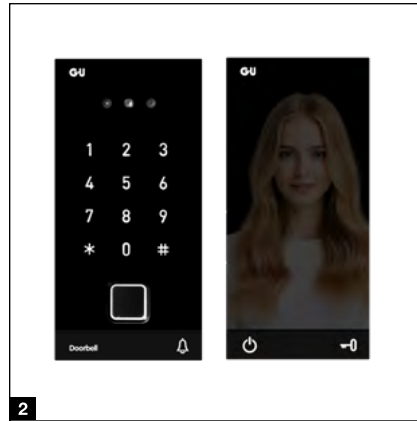
## 4 HOE 762 / HOE 762 S

Fixed / Slide

## 5 HOE 761

Customizable length and surfaces

Enable hands-free access, simply walk toward the system for automatic recognition and instant door release, delivering effortless convenience for modern living.



**1 Werock Smart Access Control System**

Fingerprint / passcode / card / doorbell / APP control

**2 Werock Face Smart Access Control System**

Face ID / Fingerprint / passcode / card / video doorbell / APP control

**3 Ekey Password Switch / Ekey Fingerprint Switch**

Protection rating IP54, stores 99 passwords or fingerprints, fingerprint scanning prevents fingerprint residue, with built-in sensor scanning unaffected by lighting conditions.

**4 FSB 1102 Serial Handle Copper / Stainless Steel**

**5 Hörmann Stainless Steel Handle D-110 / Brushed Stainless Steel Handle HSF-03**

**6 HOE 600 / HOE 300 / HOE 300F / HOE 75 / HOE 75A**

950 mm / 1000 mm / 1000 mm / 1500 mm / 1000 mm

# Security Entrance Door HTA90

Excellent inner and sophisticated appearances



Security Entrance Door HTA90, Grey Oak Surface

HTA90 entrance door breaks the conventional structural design of steel door, firmly framed with galvanized steel, reinforced by antiseptic wood as door leaf keel, finished with eye-catching armored decorative plates. The door breaks the boundaries between beauty and functional performance and reaches a higher hierarchy of aesthetics.

The door also aims to ensure excellent performance in all aspects, from fire resistance and anti-burglar to acoustic insulation and thermal insulation. HTA90 is designed to meet the security level of GB 17565 Class 3, and is available with multi-point security mechanical or electrical locks and imported high-security lock cylinders, delivering a German-style security solution. The dual sealing strips embedded in the door and frame effectively block the noise in the corridor. The thermal-break structure and infill material make its performance characteristics even better.



M01 • Ivory Oak



M07 • Grey Oak



L11 • Splendid • 4 mm Aluminium Panel

### M01 M07 Veneer craftsmanship, raw wood beauty, invitingly within reach.

Natural wood veneer is applied to the substrate surface, preserving the timber's original grain and hue to visually replicate solid wood doors. Compared to solid wood doors, veneer craftsmanship significantly reduces timber consumption, aligning with eco-friendly and sustainable development principles. The thickness of wooden panel for HTA90 door type is 15mm.

### HTA90 Technical Data

GB12955 Class B, 60 min & GB 17565 Class 1	
Security level & Fire resistance	Non-fireproof & GB 17565 Class 1
	Non-fireproof & GB 17565 Class 3
Door leaf type	Rebated
Leaf thickness*	90 mm
Leaf steel sheet thickness	0.8 mm / 1.0 mm
Leaf infill	Fire-proof board / PU foam
Frame depth	114 mm
Frame steel sheet thickness	1.5 mm / 2.0 mm
Frame surface	Powder coating surface
	Different colors available for inside and outside
	Decorative strip of frame available on hinge side
Hinge	3D adjustable concealed hinge
Lock	Fire resistance lock (as standard)
	Single-point panic security lock
	Multi-point panic security lock
	GU multi-point security mechanical / electrical lock
Max. W × H	Fire-rated version, single leaf 1200 × 2500 mm
	Fire-rated version, double leaf 2300 × 2500 mm
	Non fire-rated version, single-leaf, 1200 × 2800 mm
	Non fire-rated version, double-leaf, 2300 × 2800 mm

\* Actual dimension may vary according to the thickness of surface finishes chosen.



Security Level  
GB 17565  
Class 1 / 3



Fire resistance Level  
GB12955  
Class B, 60 min

### L11 Aluminium panel surface, precision-engineered to perpetual brilliance.


Aluminum Panel with Precision-Engraved Surface Texture:

- Sandblasted for scratch resistance
- 4-stage high-temperature baking process: Primer, Mid-Coat, Color Coat, Clear Coat
- Forms a dense protective layer
- Rigorous aging tests verify: Resists fading for 10+ years under prolonged sun exposure
- Combines striking aesthetics with durable functional resilience


# Steel Fire-rated Security Door HR60S

Quintuple protection in one

HR60S is one of the ideal choices for entrance doors of high-rise buildings as the first line of defence to your home in case of fire. Designed to strictly comply with the standards of GB12955 and GB17565, it simultaneously meets five protective functions: fire resistance, burglar resistance, thermal insulation, acoustic insulation and airtightness.



Steel Fire-rated Security Door HR60S, DEC2010 Cassia Siamea Surface




**1** SUS Lock Set

Equipped with a three-part silent latch and three SUS dead bolts that can be quickly released from inside. An independent button on the indoor side allows for quick locking.



**2** 3D Adjustable Hinge

The hinge is adjustable from three dimensions, easy to install and maintain. It is made of 3.5 mm steel sheet, durable and sturdy.



**3** Fire-Proof Infill

A complete fire-proof board infill provides stable protection.



**4** Fire-Proof Expansion Sealing

Dual fire-proof sealing in a multi-chamber hollow design expands and seals the gap between the leaf and frame during a fire, stopping the flames and smoke from spreading.



## HR60S Technical Data

Fire resistance / Security	GB 12955 Class B, 60min; GB 17565 Class 1
Thermal insulation	1.8 W/(m <sup>2</sup> ·K)
Acoustic insulation	38 dB
Air impermeability	GB/T 7106 Class 8 (highest)
Leaf thickness	62 mm
Leaf steel sheet thickness	0.8 mm
Frame depth	85 mm / 100 mm
Frame steel sheet thickness	1.5 mm
Hinge	Galvanized steel 3D-160 adjustable hinge
Handle	Lever/knob handle set F100 (as standard)
	Lever/knob handle set F200
	Single-leaf, corner frame 1200 x 2400 mm
Max. size	Single-leaf, block frame 1200 x 2500 mm
	Double-leaf (asymmetrical), corner frame 1600 x 2400 mm
	Double-leaf (asymmetrical), block frame 1600 x 2500 mm

For both powder coating and decograin finished HR60S door type, the surface can feature an M-style horizontal embossed texture. This achieves a finish identical to the garage door, creating a highly cohesive appearance for the entire building facade.



# Steel Residential Multi-purpose Door HHS

Available in flexible configurations



Steel Residential Multi-purpose Door HHS, RAL 7016

## European-standard Cylinder

Italian-imported security cylinders, master-key cylinders, and key-alike cylinders are available to achieve high security and hierarchical management.

## European-standard 3D Adjustable Hinge

SUS304 hinges are EN1935 certified, with a loading-bearing capacity of 160kg. It is flexibly adjusted in three dimensions for door fitting tolerances.

## Smart Access

Hörmann smart lock with integrated finger scanner, passcode keypad and card reader brings you even greater security protection and more convenience.

## Special Sealing Strips

It is equipped with multi-chamber hollow sealings embedded in the frame R-groove, improving the performance of sealing and acoustic insulation.



## HHS Technical Data

Security level	GB 17565 Class1 (optional)
Leaf thickness	50 mm
Leaf steel sheet thickness	0.6 / 0.8 mm
Frame depth	114 mm
Frame steel sheet thickness	1.5 mm
Thermal insulation	1.8 W / (m <sup>2</sup> ·K)
Acoustic insulation	34 dB
Air impermeability	GB/T 7106 Class 8 (highest)
Hinge	SUS flush bearing hinge
Infill	Mineral wool / Paper honeycomb
Max. size	Single-leaf 1500 × 3000 mm
	Double-leaf 2850 × 3000 mm

\* The performance characteristics were tested when the door was filled with mineral wool and fitted with threshold with seal.



Security Level  
GB17565 Class 1



Thermal Insulation  
1.8 W / (m<sup>2</sup>·K)



Acoustic Insulation  
34 dB



# Silkgrain Surface

Rich color and pattern Painting

Silkgrain surface has colour printing on the steel sheet in multiple colours and patterns, featuring environmentally friendly materials. A diversity of textures and designs are available to match any taste.



Acacia

Pinaster

Nulsen

Wing White

Moon Grey

Rose Wood

Pearly Brown

Silkgrain is a new steel sheet surface achieved by advanced 3D print pre-coating technology (PPM), overprinting layer by layer, presenting natural and realistic textures and 3D sense of touch.

The surfaces comply with the SVHC testing requirements of REACH regulation and obtain the environmental certification of RoHS.

# Customize Digital Printing Surface and Decorative Profiles


Cater to diverse and personalized needs

## Customize Digital Printing Surface

Create custom-printed signature designs, amplify your style narrative. Powered by industrial 3D deposition systems and environment-friendly material, fade-resistant, curate a signature visual character for your beloved home.



Steel panel • Gingko



Steel panel • Bauhaus

The door leaf features precision-crafted aluminum decorative profiles with fluid contours and stylish design, which adds dimensional elegance. The style is minimalist but not reductive.



# Decograin Surface

Vivid wood-like texture

## Warm woodgrain with natural texture

Hörmann offers 46 kinds of Decograin surfaces with natural and realistic textures, featuring tones ranging from light to dark, suitable for both interior and entrance doors.

## Advanced Heat-pressing Procedure


Our fine Decograin film is tightly attached to the galvanized steel sheet of the door leaf through an environmentally friendly high-tech heat-pressing procedure, bringing high adhesion and avoiding the risk of peeling from the edge.

## Brilliant color with lasting permanence

Hörmann's Decograin surfaces deliver exceptional outdoor weather resistance, outstanding UV protection, fade resistance, and easy maintenance, retaining their appearance over time.



Door leaf: Golden Oak



Door leaf: Mahogany



Door leaf: Wallis Plum Natural

## Range 1 & Range 2



Door leaf: Horizontal Gray Oak



Granada Maple




Kings Oak



Malaga Cherry




Golden Oak



Hungary Ash Cognac




Wallis Plum Natural



Meran Apple




Mahogany




Dark Mahogany



Dark Sandalwood



Horizontal Gray Oak



Horizontal Dark Oak




**Bringing a lively artistic look  
just with the simple timber-like surface**



# Decograin Surface


Vivid wood-like texture



Door leaf: DEC2006 North American Red Oak



Door leaf: DEC3002 Ebony



Door leaf: DEC2016 Wide Grained Mahogany




Door leaf: DEC2013 Burgundy Cherry

## Range 3



**White Ash**  
DEC1001



**Burger Oak**  
DEC1002



**Light Ash**  
DEC1003



**Light Teak**  
DEC1004




**Cathaya**  
DEC1005




**Algeciras Oak**  
DEC1006



**Granada Oak**  
DEC1007



**Metasequoia**  
DEC1008



**Light Norman Oak**  
DEC1009



**Norman Oak**  
DEC1010




**Yellow Maple**  
DEC1012



**Tawny Oak**  
DEC1013



**Grey Norman Oak**  
DEC1014



**Light Beech**  
DEC1015



**Dark Sapele**  
DEC2001




**Teak**  
DEC2002



**Light Mahogany**  
DEC2003




**Golden Birch**  
DEC2004



**Beech**  
DEC2005



**North American Red Oak**  
DEC2006




**Arteixo Oak**  
DEC2007



**Thin Grained Mahogany**  
DEC2008



**Brown Cigarwood**  
DEC2009



**Cassia Siamea**  
DEC2010



**Red Sandalwood**  
DEC2011



**Korean Pine**  
DEC2012




**Burgundy Cherry**  
DEC2013




**American Garnet Oak**  
DEC2014




**Sapele**  
DEC2015



**Wide Grained Mahogany**  
DEC2016



**Black Cherry**  
DEC2017



**Dark Oak**  
DEC3001



**Ebony**  
DEC3002



**Cigarwood**  
DEC3003

# Powder Coating Surface

Full range of colors for you

Bright colors is helpful in creating a lovely atmosphere, making people feel more happy and comfortable.

The resin-based powder is coated and adsorbed evenly on the surface of steel sheet by electrostatic effect, melt at high temperature, and then solidifies into coating film after cooling down. The smooth and dense film thickness is about 70-120  $\mu\text{m}$ . This kind of solid-state powder is free of organic solvents, effectively avoiding solvent volatilization and pollution like liquid paint does.

Nearly 200 RAL colours are optionally available to well match a variety of decorative styles.




RoHS2.0 Certification



Colours and surface finishes shown are subject to the limitations of the printing process and cannot be regarded as binding.



Powder Coated in RAL1019



- 1** Powder coating
- 2** High quality galvanized steel sheet
- 3** Environmentally friendly glue
- 4** Safe and environmentally friendly filling materials



# Entrance Door Hardware

Quality revealed in every detail

High-quality hardware not only enhances the user experience but also plays a crucial role in determining the lifetime of an entrance door. Hörmann hardware has to undergo hundreds of thousands opening and closing cycles for safe and long service life guarantee. Hörmann German-style handles are designed ergonomically to provide a comfortable grip.




## 1 HML02 Stainless Steel Lock

Accord with DIN EN 12209 Grade III. Latch durability exceeds 1,000,000 cycles.

## 2 Imported security cylinder

The capacity of security code up to 220 million, SKG 3-star certified with high-carbonized steel anti-drill strip, anti-burglary protection.



## 3 3D-120 Hinge

Bearing capacity: 160kg, 3D adjusting. Oil-free self-lubricating, operating smoothly and quietly. Pass 1,000,000 cycles test.

## 4 3D-160 Hinge

Steel plate thickness 3.5mm, Color of hinge plate customizable same as door leaf.



## 5 Concealed Hinge

Bearing capacity: 160kg, 3D adjusting. Opening angle 110°.

## 6 Open Limiter

Through a stepless adjustment system, achieving limit angle locking, which effectively prevent colliding with the wall.

## 7 Cable transfer


Supports smart access control system for enhanced security performance.



## 8 Fixed leaf locking bolt

Round head design with precision stainless steel casting for enhanced hardness and dimensional accuracy.

### Nylon Lever handle



H-110 / D-110  
in rose



H-110 / D-110  
in rose



H-110 / D-110  
in short plate



H-110 / D-110  
in short plate

### Aluminium or stainless steel lever handle



D-110  
in short plate



D-110  
in rose



D-310  
in short plate



D-310  
in rose



D-410  
in rose only

### Stainless steel lever handle



KB-07  
in rose



KB-08  
in rose



D-2110 / H-2110  
in rose



D-2110 / H-2110  
in short plate



F 100

### Knob Nylon / Aluminum Stainless steel



K-130  
in rose / in short

### HTA90 Knob Stainless steel



KA-07  
in rose

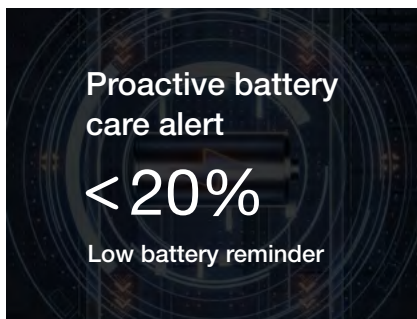


KA-08  
in rose

# Smart Lock HSL06

A way to experience new life safely and intelligently

More comfort and convenience are required by people who live in a modern, fast-paced lifestyle. With one simple swipe of your finger, the door is open. Integrated with a semiconductor fingerprint sensor, Intelligent encryption card and multiple alerts, the Hörmann smart lock HSL06 is simple but powerful.



## Fingerprint identification

- Living biology identification technology
- 360° fingerprint identification function



## Password identification

- Password length up to 6-12 digits
- Virtual password up to 20 digits for anti-peeping function
- Temporary password generated via App



## MF1 card

- Mf1 card reader
- Enable up to 100 cards



## APP control

- Hörmann APP, remote control
- WiFi & Bluetooth combo edition for personal use
- For project users management, smart control available via NB-IoT system



## Reliable mechanical lock

- Optional 'Quick-Lock & Quick-Release' lock and handle set are available.



Indoor side

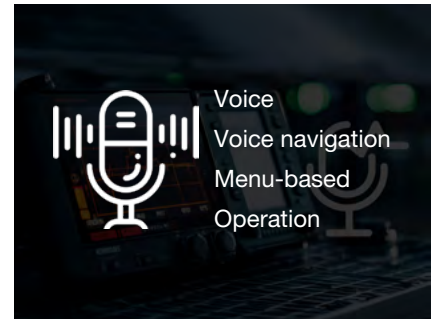
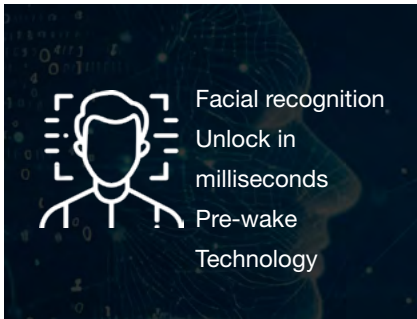
Outdoor side

Dimension: 363 mm x 80 mm x 27 mm  
Colour: Black, Champagne

# Smart Lock P9

## 3D facial recognition smart lock

Precision 3D recognition unlocks your home in milliseconds, defeating photo/video spoofs with AI-powered security. DarkLight™ technology recognizes loved ones even in pitch darkness making homecoming effortless for grandparents and toddlers alike. Technology simplifies life.



### Facial recognition

- Precision 3D recognition
- 50-face capacity
- Single-pass millimeter-level depth facial modeling



### Fingerprint identification

- 50 fingerprint capacity
- Semiconductor fingerprint recognition with AI algorithms, characterized by low FRR (False Rejection Rate) and fast recognition speed



### Password identification

- Password length up to 6-12 digits
- Virtual password up to 20 digits for anti-peeping function
- Temporary password generated via App



### MF1 card

- Mf1 card reader
- Enable up to 100 cards



### APP control

- KUNSHAN APP, remote control
- WiFi & Bluetooth combo edition for personal use



### Reliable mechanical lock

- Quick-Release Knob: Enhanced Safety & Reliability
- Electronic switch with emergency one-touch release
  - USB emergency power supply + spare key



Indoor side

Outdoor side

Dimension: 438 mm × 80 mm × 60 mm  
Colour: Dark grey

# Technical Data for Entrance Doors

Professional selection service for your requirement

DOOR TYPE	HTA 100		HTA 90	HR 60S	HHS
Security level	EN1627 RC3		GB17565 Class 1 / Class 3 (Non fire-rated)	GB 17565 Class 1	GB17565 Class1 (optional)
Fire resistance	-		60 min <sup>1</sup>	GB12955 Class B, 60min	-
Thermal insulation	Single-leaf 0.76 W/(m <sup>2</sup> ·K) Double-leaf 0.98 W/(m <sup>2</sup> ·K)		Test as required	1.8 W / (m <sup>2</sup> ·K)	1.8 W / (m <sup>2</sup> ·K)
Acoustic insulation	38 dB		Test as required	38 dB	34 dB <sup>2</sup>
Air impermeability	GB/T 7106 Class 8 (highest)		Test as required	GB/T 7106 Class 8 (highest)	GB/T 7106 Class 8 (highest) <sup>2</sup>
Water tightness	GB/T 7106 6 (highest)		Test as required	-	GB/T 7106 Class 5 <sup>2</sup>
Wind load resistance	GB/T 7106 Class 9 (highest)		Test as required	-	GB/T 7106 Class 5 / 7
Leaf thickness	90 mm + thickness of surface finishes on both sides		62 mm + thickness of surface finishes on both sides	62 mm	50 mm
Leaf form	Rebated		Rebated	Rebated	Flush
Leaf steel sheet thickness	-		0.8 mm / 1.0 mm	0.8 mm	0.6 mm / 0.8 mm
Frame steel sheet thickness	-		1.5 mm / 2.0 mm	1.5 mm	1.5 mm
Standard frame Depth	Same as door leaf, 90 mm + thickness of surface finishes on both sides		114 - 300 mm	Corner frame 85 mm block frame 100 mm	114 mm
Infill	PU foam material		Fireproof board / PU foam	Fireproof board	Paper honeycomb Mineral wool (optional)
Max. size (W x H)	Single-leaf	1300 × 3000 mm	Fire-rated version: 1200 × 2500 mm Non fire-rated version: 1200 × 2800 mm	Corner frame: 1200 × 2400 mm block frame: 1200 × 2500 mm	1500 × 3000 mm
	Double-leaf	2500 × 3000 mm	Fire-rated version: 2300 × 2500 mm Non fire-rated version: 2300 × 2800 mm	Corner frame: 1600 × 2400 mm block frame: 1600 × 2500 mm (asymmetrical)	2850 × 3000 mm
	Side light	1000 × 3000 mm Max. overall width within 3000 mm	-	-	○

<sup>1</sup> The fire-rated certification is not available for HR60S with a smart lock.

The fire-rated certification is not available for HTA90 with the non fire-rated configurations.

<sup>2</sup> The performance characteristics were tested when multi-purpose door HHS was filled with mineral wool and fitted with threshold with seal.

<sup>3</sup> Please check the detailed configuration for HTA90 lock and handle in the price list.

DOOR TYPE		HTA 100	HTA 90	HR 60S	HHS
Surface	Sintered stone panel	○	-	-	-
	Copper Panel	○	-	-	-
	Aluminium Panel	○	○	-	-
	Wooden Panel (only for inner side of outward door)	○	○	-	-
	Silk grain	-	-	○	○
	Digital Printing	○	○	-	-
	Decograin Surface Range 1 Range 2	○	○	○	○
	Decograin Surface Range 3	-	-	○	○
	Powder Coating	○	○	○	○
Standard handle	On-demand options	<ul style="list-style-type: none"> <li>● F100 Lever- knob security handle with long plate</li> <li>● KA-07 / KB-07 SUS lever/ knob security handle set</li> </ul>		<ul style="list-style-type: none"> <li>● F100 Lever- knob security handle with long plate</li> </ul>	<ul style="list-style-type: none"> <li>● Black nylon H-110 lever / lever handle set with short plate</li> </ul>
Lock	○ GU multi-points mechanical lock	<ul style="list-style-type: none"> <li>● HMLS square head security lock</li> <li>○ Single-point panic security lock</li> <li>○ Multi-point panic security lock</li> <li>○ GU multi-point security mechanical / electrical lock</li> </ul>		<ul style="list-style-type: none"> <li>● HMLS square head security lock</li> </ul>	<ul style="list-style-type: none"> <li>● HML02 lock</li> <li>○ HML01 lock</li> </ul>
Smart access control	<ul style="list-style-type: none"> <li>○ Hörmann Smart Access Control System</li> <li>○ GU multi-points electrical lock</li> <li>○ Werock / Werock Face</li> <li>○ Ekey password switch / finger print switch</li> <li>○ SK series access control handle</li> </ul>	<ul style="list-style-type: none"> <li>○ GU multi-points electrical lock</li> <li>○ Werock / Werock Face</li> <li>○ SK series access control handle</li> </ul>		<ul style="list-style-type: none"> <li>○ Smart lock <sup>1</sup></li> </ul>	<ul style="list-style-type: none"> <li>○ Smart lock <sup>1</sup></li> <li>○ GU multi-points electrical lock</li> <li>○ Werock / Werock Face</li> </ul>
Hinge	● SUS 3D adjustable concealed hinge	● SUS 3D adjustable concealed hinge	● Galvanized steel 3D-160 adjustable hinge HMFH-02	● SUS flush bearing hinge (OBN-14)	
Cylinder	<ul style="list-style-type: none"> <li>● R7 high security key/knob cylinder</li> <li>● Imported anti-disassembly cylinder cover</li> </ul>	<ul style="list-style-type: none"> <li>● R7 high security key / knob cylinder</li> <li>● anti-disassembly cylinder cover</li> </ul>	<ul style="list-style-type: none"> <li>● Standard security cylinder</li> <li>○ S3 security cylinder grade C</li> </ul>	<ul style="list-style-type: none"> <li>● H3 Standard cylinder</li> <li>○ R6+ high security cylinder</li> <li>○ R7 high security cylinder</li> <li>○ Master-key cylinders</li> </ul>	
Spyhole	<ul style="list-style-type: none"> <li>○ Hörmann Smart Access Control System</li> <li>○ Werock Face digital spyhoel</li> </ul>	<ul style="list-style-type: none"> <li>○ Werock Face digital spyhoel</li> </ul>	<ul style="list-style-type: none"> <li>○ Fire-proof spyhole</li> </ul>	○	

# Hörmann China Service Network System

Derived from German technology and service philosophy

Hörmann has always adhered to deeply cultivating the Chinese market since 1998, providing trustworthy products and solutions, and introducing German technology and service philosophy. We continuously explore, practice and establish a comprehensive service network, offering our clients full lifecycle manufacturer-level services.





- **Germany service philosophy**

Advanced technology and service philosophy from Germany.

- **Reliable installation service**

Well-trained installation team;  
Standard installation procedure;  
Strict acceptance inspection.

- **400 hotline**

Considerate customer service support  
+ 86 400 6507 888

- **Authoritative technical support**

Experienced pre-sales consultation;  
Standardized and customized solutions.

- **Professional after-sales service**

Installation guidance & commissioning;  
Maintenance and repair services.

- **Manufacturer-level service**

Service support from Beijing, Tianjin and Changshu plants;  
Rich in inventory of spare parts.

- **Wide coverage of sales network**

Throughout China and APAC;  
Rapid response in close proximity.

# Experience Hörmann Quality in New Construction and Modernisation

Hörmann products have impressive durability and high functionality. You can easily plan for the new construction as well as modernisation. Our carefully coordinated solutions could make your home more beautiful, more secure and more comfortable.

**GARAGE DOORS. OPERATORS. ENTRANCE DOORS. RESIDENTIAL INTERIOR DOORS. SLIDING DOORS.  
FIRE-RATED DOORS. MULTI-PURPOSE DOORS. TUBULAR DOORS. PARTITION WALLS.  
INDUSTRIAL DOORS. LOADING TECHNOLOGY**



Some of the products shown are equipped with special equipment and do not always correspond to the standard versions. The surface finishes and colours shown are subject to the limitations of the printing process and cannot be regarded as binding. All rights reserved. No part may be reproduced without our prior permission. Subject to changes.